

CLINOFISH®



A MODERN SOLUTION TO WATER POLLUTION

Clinofish® is a specific type of Zeolite mineral exclusively mined in South Africa by Pratley. It is a direct substitute for fish pond filter media that scavenges toxic ammonia from pond water. It is a true 21st century filter medium with both ion exchange and superior mechanical filtration properties.

Unlike ordinary filter media, Clinofish acts as a filter on the atomic scale by absorbing toxic ammonia (which can kill fish stocks even at minute concentrations!) from pond water. This is due to a powerful negative charge that exists within the Clinofish structure that attracts positively charged cation contaminants such as ammonia and holds them within the Clinofish structure.

Also, unlike ordinary filter media such as gravel or sand, the surfaces of Clinofish particles are not smooth and therefore have large surface areas. Clinofish is therefore an extremely effective biological media for maximum colonization of useful, nitrifying bacteria.

Get optimal results by using Clinofish at the end of the filtration chain in new ponds with large fish stocks.

WHY USE CLINOFISH®?

- Controls ammonia in aqua culture and fish hatchery water treatment.
- Reduces fish mortality.
- Improves water quality and water clarity in your pond.
- Maximises fish growth.
- Improves water quality for high density fish transportation.
- Ideal substrate for biological filters.
- Improves the quality of water discharged from recirculating systems.
- It can be used over again after simple regeneration.
- Removes heavy metals and ionic inorganic toxins.



CLINOFISH® IS A DIRECT SUBSTITUTE FOR FILTER SAND



Clinofish can remove 40-50% more physical dirt than old, outdated sand filters.

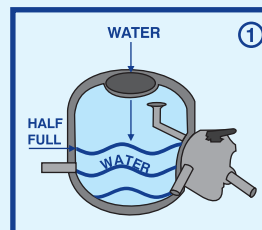
Clinofish is available in a 25kg bag. The average sized pond filter will use 2 x 25kg bag of Clinofish.

You can regenerate Clinofish. Remove the Clinofish from the filter and place in a bath or trough. Add a solution of brine (10% salt solution or 1kg rock salt per 10lt water) over Clinofish so that it is fully submerged in the salt solution. Leave in order to remove absorbed ammonia from the Clinofish overnight. Rinse Clinofish with fresh water a few times to remove excess salt.

HOW TO ADD CLINOFISH TO YOUR POND FILTER TANK

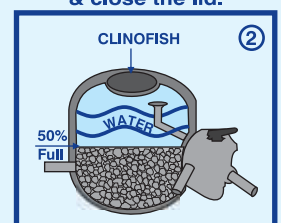
STEP 1

Fill half the filter tank with water.



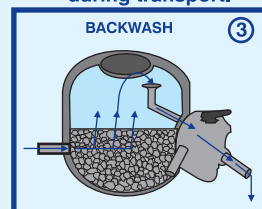
STEP 2

Slowly add Clinofish® to half the tank volume & close the lid.



STEP 3

Backwash for 2min and then **rinse** for 2min. This removes any fines generated during transport.



STEP 4

4 a) **Top up** with Clinofish to the normal sand level and close the lid. b) Repeat step 3: **Backwash** for 2min. and **rinse** for a further 2min.

